


hERG Profile on QPatch

Service Introduction

- The hERG (human Ether-a-go-go Related Gene, or KCNH2) encodes the Kv11.1 potassium ion channel responsible for the repolarizing IKr current in the cardiac action potential.
- Inhibition of hERG channel translates 70% of the time into QT interval prolongation, causing arrhythmia called torsade de pointes (TdP, malignant polymorphic tachyarrhythmia).
- Due to its unique structure, hERG is prone to be blocked by many small molecules, causing numerous marketed drugs withdrawn.
- It is important that drug candidates binding to hERG channels be screened out in the early phases of drug discovery, reducing the risks of failure at later stages of development.
- WuXi AppTec uses QPatch-HT, an automated, high-quality hERG assay platform. This system provides accurate electrophysiology data quickly at a competitive cost.



The hERG channel is unusually susceptible to blockage by drugs in comparison with other Kv channels... It is now routine practice in the pharmaceutical industry to test compounds for hERG-channel activity early in the drug-development process.

- Sanguinetti & Tristani-Firouzi (2006) Nature 440: 463-469

Assay Details

Instrument

QPatch-HT System (Sophion Inc.),
48-channel parallel recording

Assay Readout

Electric currents from voltage clamp

Cell Line

Stable CHO-K1 cells expressing the hERG channel



Test Compound Concentration

IC₅₀ derived from 0.34, 1.1, 3.3, 10, 30µM
(different concentrations available)

If IC₅₀ <0.34µM or >30µM, the range instead of a number will be reported

Final DMSO Concentration

0.15 %

Number of Replicates

At least 3 replicates per concentration

Quality Controls

0.15 % DMSO (negative control)

Amitriptyline (positive control)

Minimum seal resistance 500 MOhms

Minimum specific hERG current (pre-compound): 0.2 nA

Compound Requirements

>30µL of 20 mM solution, or >2mg powder

>5µM aqueous solubility preferred

Results delivered

IC₅₀ and % of inhibition at 30 µM

Dose-response plot

Visual inspection result if precipitation observed

Raw traces available upon request

Turnaround

<5 business days from receiving compounds

WuXi AppTec is a global leader in providing discovery, testing and manufacturing services for the pharmaceutical, biotechnology and medical device industries. Research-driven and customer-focused, with operations in China and the U.S., WuXi AppTec offers a broad and integrated portfolio of services designed to assist our customers with cost-effective and efficient outsourcing solutions.

WX
LISTED
NYSE

For more information on WuXi AppTec's services please contact:

U.S.

+1 (651) 675-2000 • +1 (888) 794-0077

info@wuxiapptec.com

China

+86 (21) 5046-2477

customer_service@pharmatechs.com

www.wuxiapptec.com

For technical support please contact: Dr. Qiang Lu, lu_qiang@wuxiapptec.com

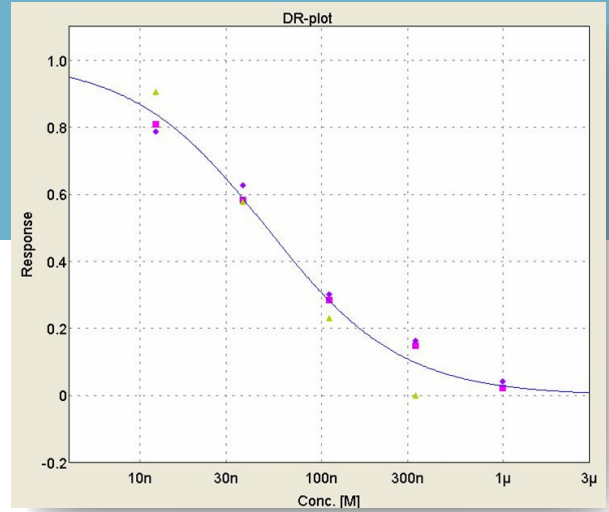
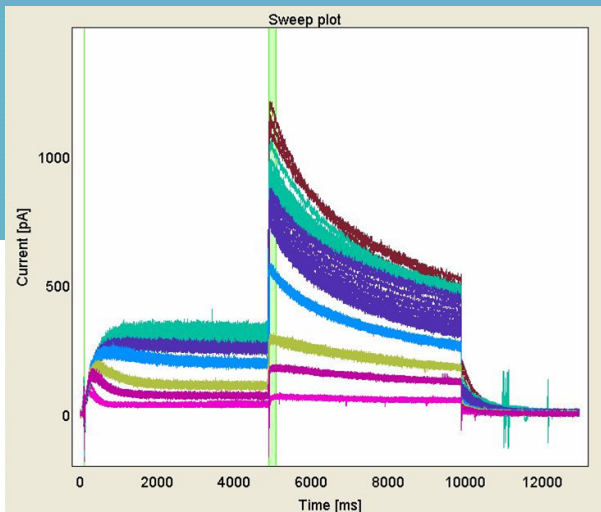


Figure 1
QPatch data with current traces and dose response

Figure 2
Comparison of QPatch and literature publications: IC_{50} plotted with 3x boundary labeled, with the correlation coefficient of >0.9

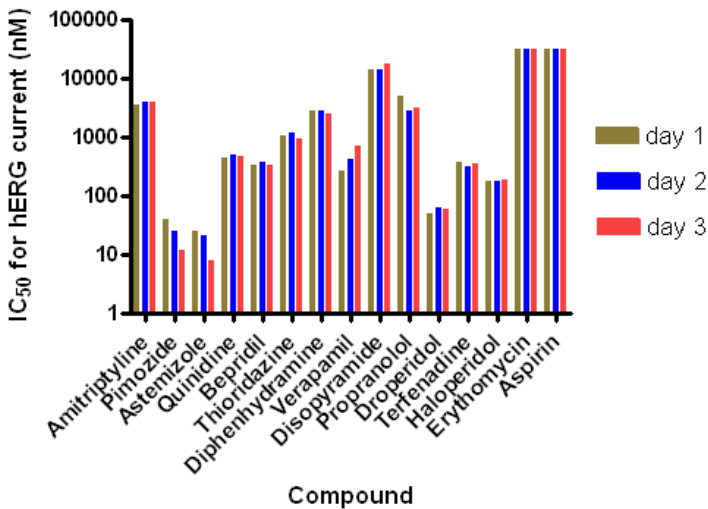
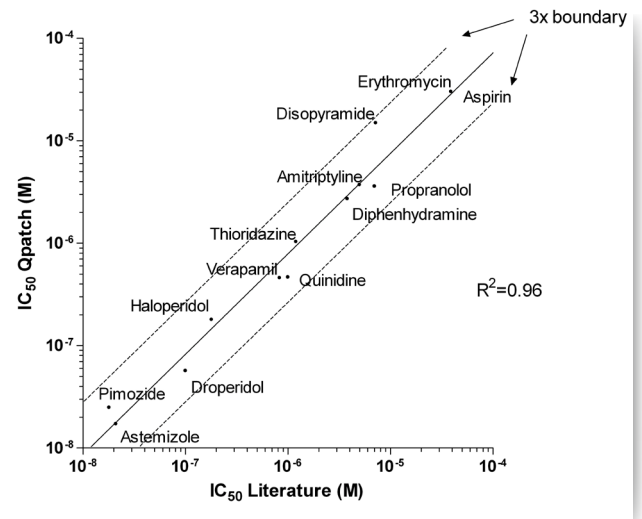


Figure 3
Robustness of QPatch Assay at WuXi AppTec: reproducibility from 3-day experiment with different cell batches



For more information on WuXi AppTec's services please contact:

U.S.
+1 (651) 675-2000 • +1 (888) 794-0077
info@wuxiapptec.com

China
+86 (21) 5046-2477
customer_service@pharmatechs.com

www.wuxiapptec.com

For technical support please contact: Dr. Qiang Lu, lu_qiang@wuxiapptec.com